

HONG LEONG GLOBAL ESG FUND (HLGESGF)

As at 31 January 2025

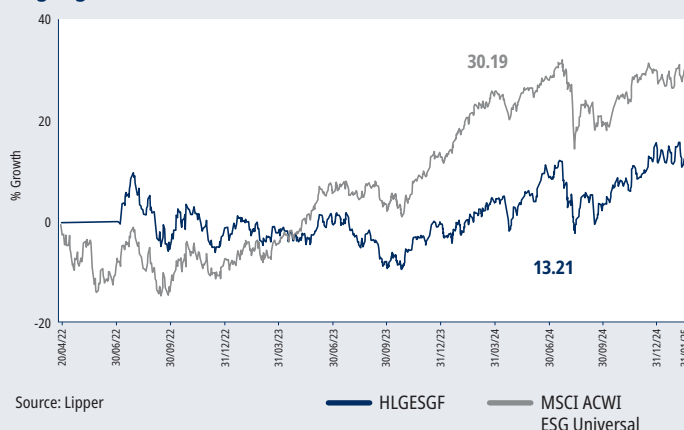
Fund Objective

The Fund aims to provide medium to long-term capital growth by investing in a globally diversified portfolio of companies with a focus on ESG criteria in the investment process.

Fund Information

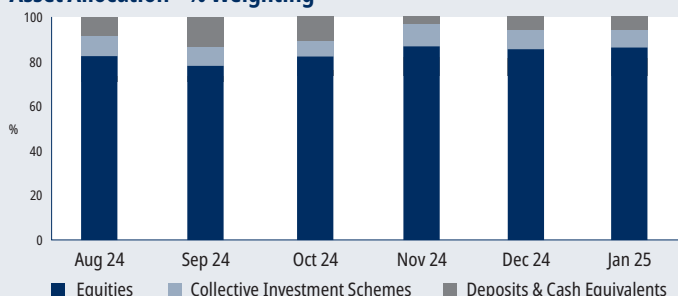
Category/Type of Fund	Equity/Growth
Launch Date	20 April 2022
Financial Year End	31 March
Fund Size	RM11.20 million
Units in Circulation	9.89 million
Initial Offer Price	RM1.0000
NAV Per Unit	RM1.1321
Minimum Investment	RM1,000 (initial) RM100 (subsequent)
Sales Charge	Up to 6% of NAV Per Unit
Annual Management Fee	Up to 2.00% p.a.
Trustee Fee	Up to 0.05% p.a, subject to a minimum of RM15,000 p.a.

Highlight on HLGESGF



CALCULATION: Percentage Growth, NAV Per Unit-to-NAV Per Unit basis with gross income (if any) from HLGESGF reinvested, since launch, in MYR terms. Past performance is not necessarily indicative of future performance and unit prices and investment returns may go down, as well as up.

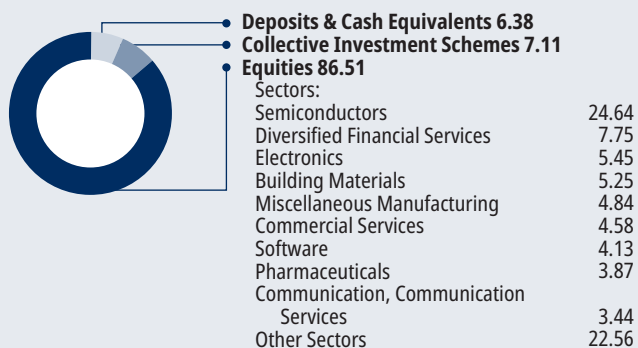
Asset Allocation - % Weighting



Performance Records

	Percentage Growth		Annualised Compounded Return	
	HLGESGF (%)	Benchmark (%)	HLGESGF (%)	Benchmark (%)
Year-to-date	1.43	2.88	-	-
1 Month	1.43	2.88	-	-
3 Months	5.34	5.53	-	-
6 Months	7.49	2.49	-	-
1 Year	16.20	11.10	16.20	11.10

Sector Allocation (% of NAV)



Calendar Year Returns

	HLGESGF (%)	Benchmark (%)	HLGESGF Distribution Yield (%)
2024	11.98	12.19	-
2023	4.70	25.73	-
2022*	-4.80	-10.28	-

*For the period 20/04/2022 - 31/12/2022

Source: Lipper, in MYR Terms.

Past performance is not necessarily indicative of future performance and unit prices and investment returns may go down, as well as up.

Geographical Allocation (% of NAV)

1 United States	64.70
2 Hong Kong	7.89
3 South Korea	6.99
4 Taiwan	5.53
5 Singapore	3.56
6 Netherlands	2.99
7 Australia	1.96
8 Deposits & Cash Equivalents	6.38

Top Five Holdings (% of NAV)

1 Taiwan Semiconductor Manufacturing Company Limited	5.53
2 Broadcom Incorporated	5.11
3 3M Company	4.84
4 Paypal Holdings Incorporated	4.58
5 Marvell Technology Incorporated	4.49

Historical Fund Prices

	NAV Per Unit (RM)	Date
Highest NAV Per Unit	1.1578	16/12/2024
Lowest NAV Per Unit	0.9096	26/10/2023

On an ex-distribution basis, if there is any income distribution and/or unit split since inception.

Disclaimer:- This fact sheet has not been reviewed by the Securities Commission Malaysia (SC). Investors are advised to read and understand the contents of the Hong Leong Global ESG Fund Prospectus dated 20 April 2022 and its First Supplemental Prospectus dated 21 August 2023 (collectively known as the "Prospectus") and Product Highlights Sheet (the "PHS") before investing. The Prospectus has been registered and PHS lodged with the SC who takes no responsibility for the contents of the Prospectus and PHS. The registration of Prospectus or lodgement of PHS to the SC does not amount to nor indicate that the SC has recommended or endorsed the fund. A copy of the Prospectus can be obtained from any of Hong Leong Asset Management offices, agents or our authorised distributors. The PHS is also available and investors have the right to request for it. Investors shall also consider the fees and charges involved before investing. Prices of units and distributions payable, if any, may go down or up, and past performance of the Fund is not an indication of its future performance.

Where a distribution/unit split is declared, investors are advised that following the issue of additional units/distribution, the NAV per unit will be reduced from cum-distribution NAV/pre-unit split NAV to ex-distribution NAV/post-unit split NAV. Where a unit split is declared, the value of investors' investment in Malaysian Ringgit will remain unchanged after the distribution of the additional units. Where unit trust loan financing is available, investors are advised to read and understand the contents of the unit trust loan financing risk disclosure statement before deciding to borrow to purchase units. Investors shall be aware of the risks for the Fund before investing. Investors are also advised to perform the suitability assessment to evaluate investors' risk tolerance level before making any investment decision.

Applications must be made on the Account Opening Form and Investment Application Form referred to and accompanying the Prospectus. The Fund may not be suitable for all and if in doubt, investors shall seek independent advice.